



BLUE HAWK VOLLEYBALL



A few things to remember while in the stands

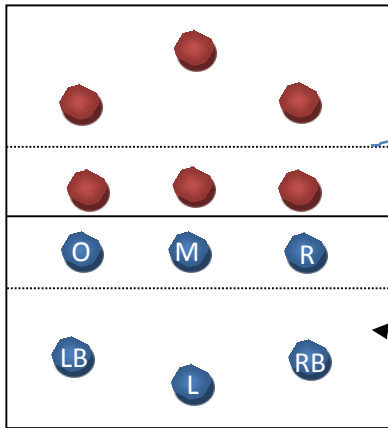
1. **Noisemakers:** There are no noisemakers of any kind allowed at volleyball matches (Drums, whistles, horns, pots and pans, etc.). Also, fans may not run the sidelines during the match.
2. **Respect:** Officials have a tough job! They are guaranteed to tick off half the people in the gym on every call. Let's be respectful of officials, opponents and visiting fans!
3. **Playing time:** Not all players will get in the match (especially at the varsity level). However, every player will get an opportunity to play during the season. This is often hard on players, parents AND COACHES! Please know that we are doing our best to train and develop student athletes at all levels. We hope you will support us in that effort.
4. **Libero:** Who is that player in the different color uniform?? That is the Libero; a defensive specialist who can freely substitute for any player in the back row only. She is not allowed to attack the ball from above the plane of the net nor can she set in front of the 10' line (see diagram on back).
5. **Cheer!** It's Easy to cheer when we are ahead and kicking butt!! Don't forget to cheer when we are down. **You would be amazed at the power of the home crowd! GO HAWKS!**

YOUR 2014-2015 EXETER BLUE HAWKS!!

<u>Uniform</u>	<u>Position</u>	<u>GR</u>	<u>LAST NAME</u>	<u>FIRST NAME</u>
3	Libero/Setter	10	Jessica	Peirce
4	MH	12	Emilie	Moeller
5	Libero/DS	11	Chelsea	deRochemont
7	Setter	12	Hannah	McDonnell
8	OH	11	Alexis	Campbell
9	RS/MH	11	Hanna	Schultz
11	OH	11	Paige	Benshemer
12	OH	10	Sophia	Scola
13	OH	12	Katie	Journeyay
15	RS/MH	10	Valerie	Johnson
16	MH	12	Kaitlyn	Lipsitt
18	Setter	11	Sammie	Hayward

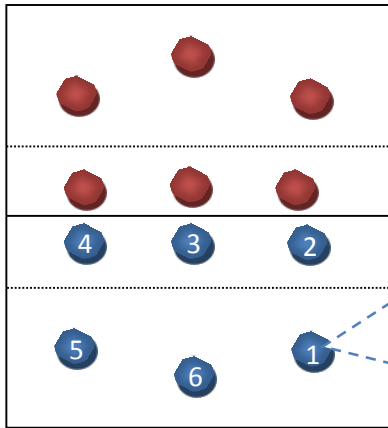
Key: DS = Defensive Specialist, OH= Outside Hitter, MH = Middle Hitter, RS = Right Side (or Opposite), S = Setter

BLUE HAWK VOLLEYBALL



O=Outside Hitter
M=Middle Hitter
R=Right Side
LB=Left Back
L=Libero
RB=Right Back

10-foot line or "Attack Line." Back Row Players may not be on or in front of this line if attacking the ball above the plane of the net.

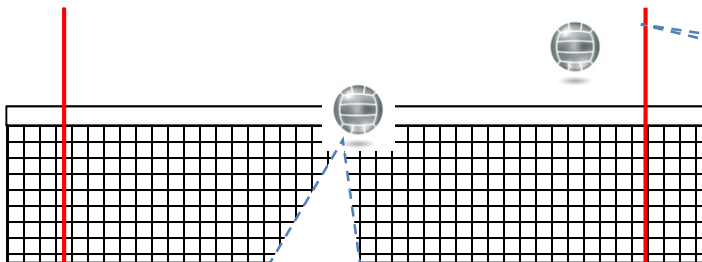


Players must maintain serving order (they cannot "overlap") on the court until the ball is served. This is Server # 1 (if we win the coin toss and elect to serve). After the serve, players may move anywhere.



NFHS OFFICIAL VOLLEYBALL SIGNALS

1 Illegal Alignment/ Improper Server	2 Line Violation	3 Illegal Hit	4 Delay of Service	5 Over-the-Net
6 Net Foul or Net Serve	7 Legal Back Row Attack	8 Illegal Attack of Server/ Back Row Attack	9 Illegal Block/Screening	10 Ball Touched
11 Four Hits	12 Double Hit	13 Ball Lands In-Bounds	14 Out-of-Bounds/ Antenna Violation	15 Begin Serve
16 Authorization to Enter	17 Point	18 Replay/Re-serve	19 Substitution	20 Illegal Substitution
21a Team Time-Out	21b Officials Time-Out	22 Unnecessary Delay	23 End of Game	24 Change of Courts



Antennae: The ball must travel completely between the Antennae to be "in". A ball that hits the antenna or travels over it, is "out".

A ball that is served, hits the net and goes over, is legal. Players may never touch any part of the net (the only exception is hair!).

A few common attack patterns from serve receive. Did you know that Volleyball has playsets, combination plays, deception runs, various defensive schemes, and multiple offenses? We use terms for types of sets that include; "bic", "pipe", "ten", "Thirty-one", "Stack", "Slide", "Tandem" and "Shoot".

